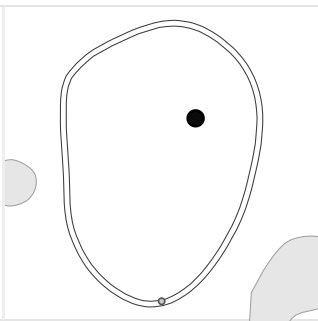
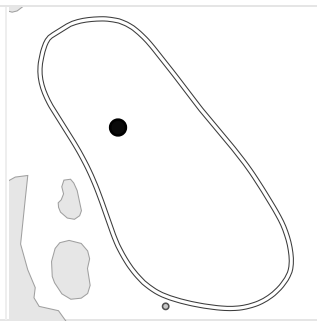


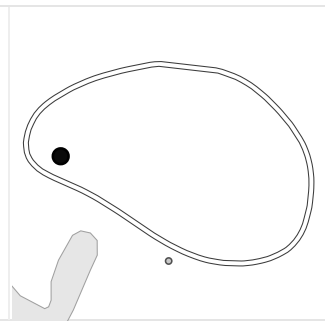
1
+5
D: 32
21 R7

A diagram of a golf hole, hole 1, showing a circular green with a black dot for the hole location. The hole is positioned in the upper right quadrant of the green. A small circle at the bottom of the green indicates the hole's edge.

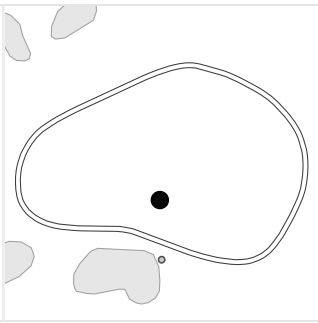
7
+6
D: 45
28 L8

A diagram of a golf hole, hole 7, showing a circular green with a black dot for the hole location. The hole is positioned in the upper left quadrant of the green. A small circle at the bottom of the green indicates the hole's edge.

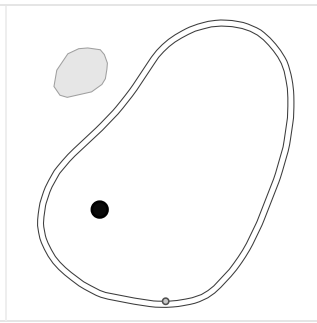
13
+1
D: 26
14 L4

A diagram of a golf hole, hole 13, showing a circular green with a black dot for the hole location. The hole is positioned in the upper left quadrant of the green. A small circle at the bottom of the green indicates the hole's edge.

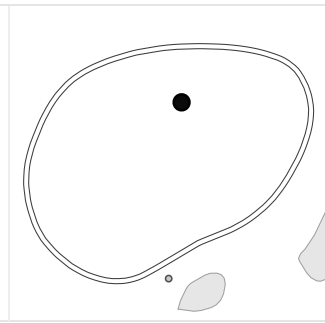
2
-5
D: 26
8

A diagram of a golf hole, hole 2, showing a circular green with a black dot for the hole location. The hole is positioned in the lower right quadrant of the green. A small circle at the bottom of the green indicates the hole's edge.

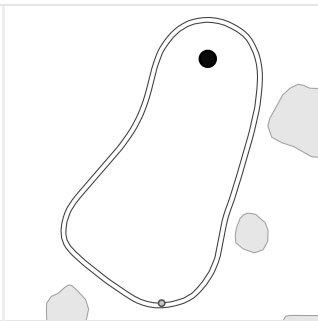
8
-5
D: 30
10 L6

A diagram of a golf hole, hole 8, showing a circular green with a black dot for the hole location. The hole is positioned in the lower left quadrant of the green. A small circle at the bottom of the green indicates the hole's edge.

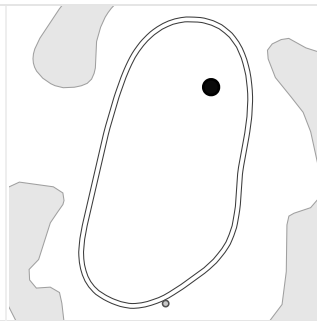
14
+8
D: 30
23

A diagram of a golf hole, hole 14, showing a circular green with a black dot for the hole location. The hole is positioned in the upper right quadrant of the green. A small circle at the bottom of the green indicates the hole's edge.

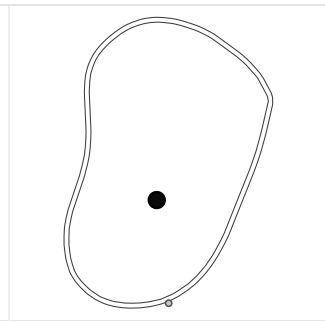
3
+14
D: 38
33

A diagram of a golf hole, hole 3, showing a circular green with a black dot for the hole location. The hole is positioned in the upper left quadrant of the green. A small circle at the bottom of the green indicates the hole's edge.

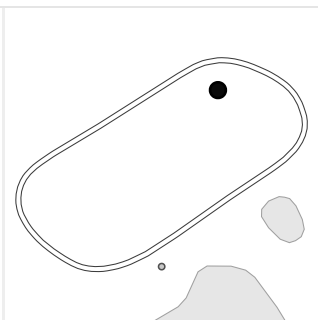
9
+10
D: 39
30 R5

A diagram of a golf hole, hole 9, showing a circular green with a black dot for the hole location. The hole is positioned in the upper right quadrant of the green. A small circle at the bottom of the green indicates the hole's edge.

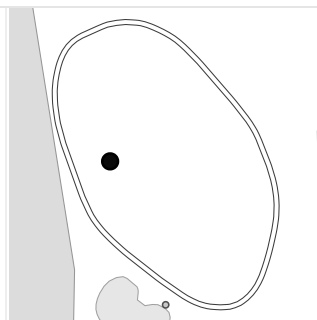
15
-5
D: 38
14

A diagram of a golf hole, hole 15, showing a circular green with a black dot for the hole location. The hole is positioned in the lower right quadrant of the green. A small circle at the bottom of the green indicates the hole's edge.

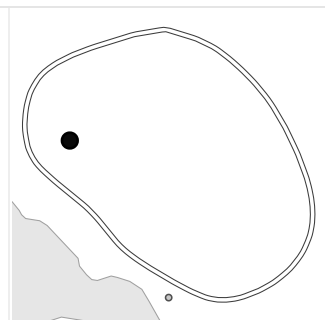
4
+10
D: 27
23 R9

A diagram of a golf hole, hole 4, showing a circular green with a black dot for the hole location. The hole is positioned in the upper right quadrant of the green. A small circle at the bottom of the green indicates the hole's edge.

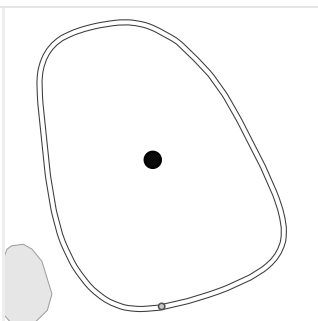
10
+0
D: 37
19 L5

A diagram of a golf hole, hole 10, showing a circular green with a black dot for the hole location. The hole is positioned in the lower left quadrant of the green. A small circle at the bottom of the green indicates the hole's edge.

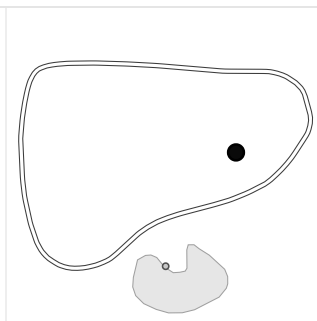
16
+4
D: 39
23 L6

A diagram of a golf hole, hole 16, showing a circular green with a black dot for the hole location. The hole is positioned in the upper left quadrant of the green. A small circle at the bottom of the green indicates the hole's edge.

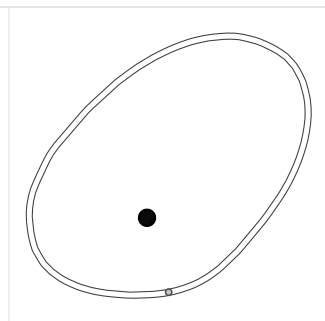
5
+1
D: 36
19

A diagram of a golf hole, hole 5, showing a circular green with a black dot for the hole location. The hole is positioned in the lower right quadrant of the green. A small circle at the bottom of the green indicates the hole's edge.

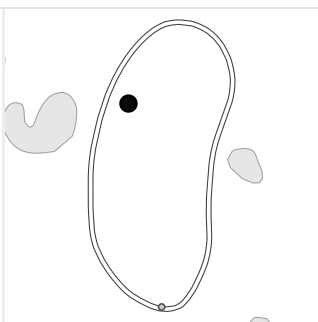
11
+2
D: 32
18 R9

A diagram of a golf hole, hole 11, showing a circular green with a black dot for the hole location. The hole is positioned in the upper right quadrant of the green. A small circle at the bottom of the green indicates the hole's edge.

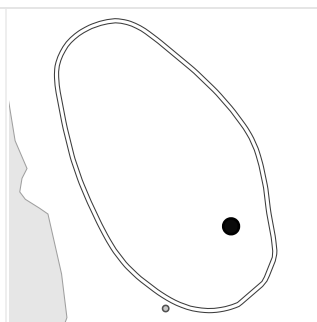
17
-6
D: 27
8

A diagram of a golf hole, hole 17, showing a circular green with a black dot for the hole location. The hole is positioned in the lower right quadrant of the green. A small circle at the bottom of the green indicates the hole's edge.

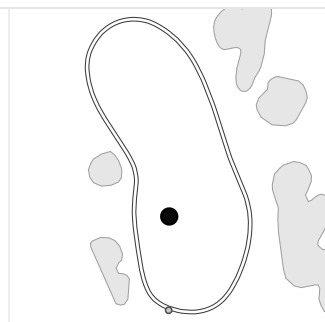
6
+9
D: 40
29 L3

A diagram of a golf hole, hole 6, showing a circular green with a black dot for the hole location. The hole is positioned in the upper left quadrant of the green. A small circle at the bottom of the green indicates the hole's edge.

12
-10
D: 45
13 R6

A diagram of a golf hole, hole 12, showing a circular green with a black dot for the hole location. The hole is positioned in the lower right quadrant of the green. A small circle at the bottom of the green indicates the hole's edge.

18
-9
D: 52
17 L6

A diagram of a golf hole, hole 18, showing a circular green with a black dot for the hole location. The hole is positioned in the lower right quadrant of the green. A small circle at the bottom of the green indicates the hole's edge.